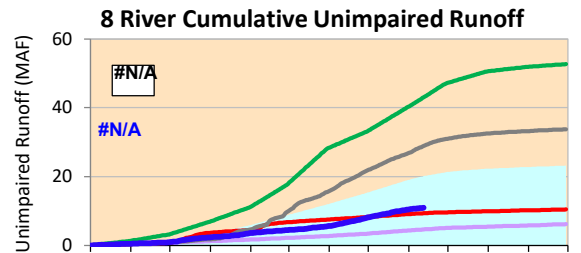


Oct Nov Dec Jan Feb Mar Apr May Jun Jul Aug Sep

Average (1966 - 2015)  
 WY 1977 (Dry)  
 WY 1983 (Wet)  
 WY 1998  
 WY 2015  
 WY 2017  
 WY 2018  
 WY 2019



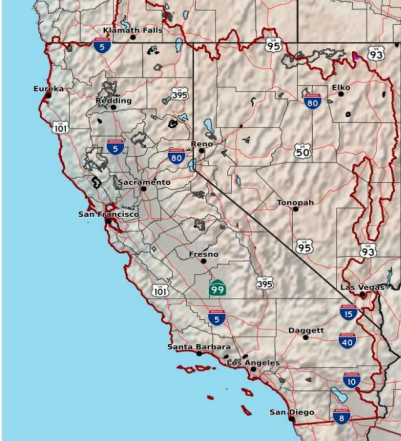
Oct Nov Dec Jan Feb Mar Apr May Jun Jul Aug Sep

Average (1922-2010).  
 1977 (Dry)  
 WY 1983 (Wet)  
 2015  
 WY 2019  
 Current WY

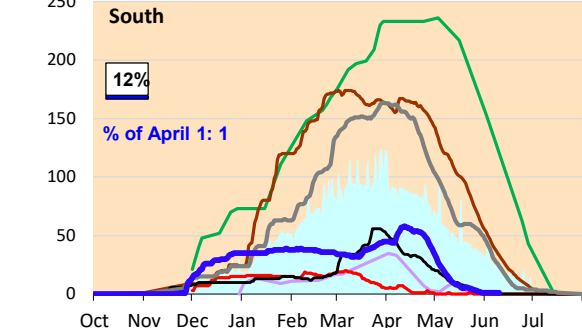
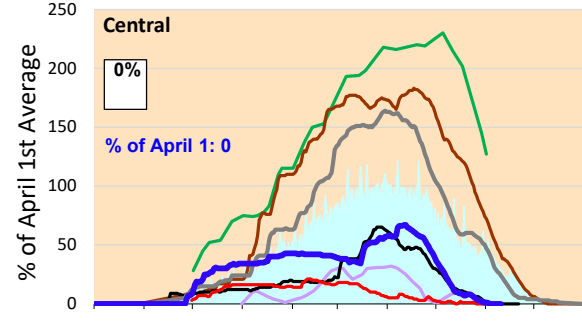
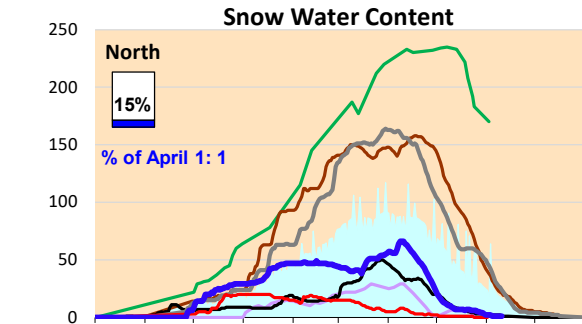
Weather forecasts showing no expected precipitation, which is likely to continue through late fall. Snowpack is far along in melting and is gone in the Central Sierra.

6-Day Forecast Precipitation (inches)

Valid: Thu Jun 18, 2020 at 05 AM PDT to Wed Jun 24, 2020 at 05 AM PDT



National Weather Service  
 CNRFC - Sacramento, CA  
 Created: 06/18/2020 07:05 AM PDT  
 Follow Us: [Social Media Icons]  
 www.cnrfc.noaa.gov



Oct Nov Dec Jan Feb Mar Apr May Jun Jul

Average  
 WY 1977  
 WY 1983  
 WY 2015  
 WY 2017  
 WY 2018  
 WY 2019  
 Current WY

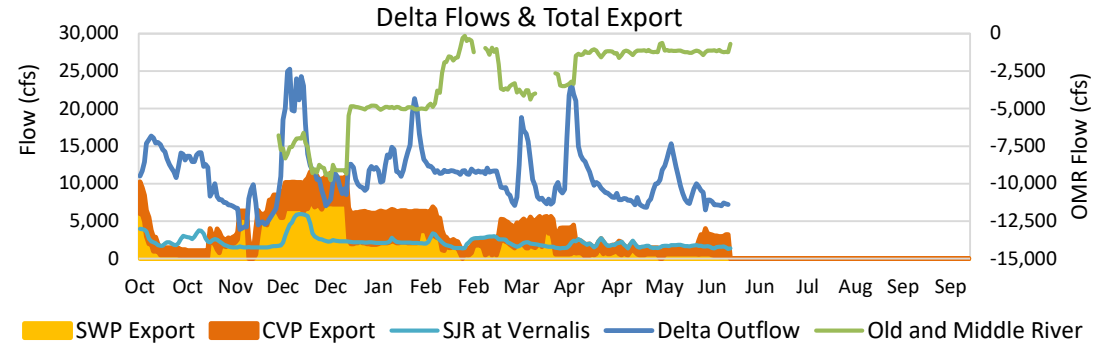




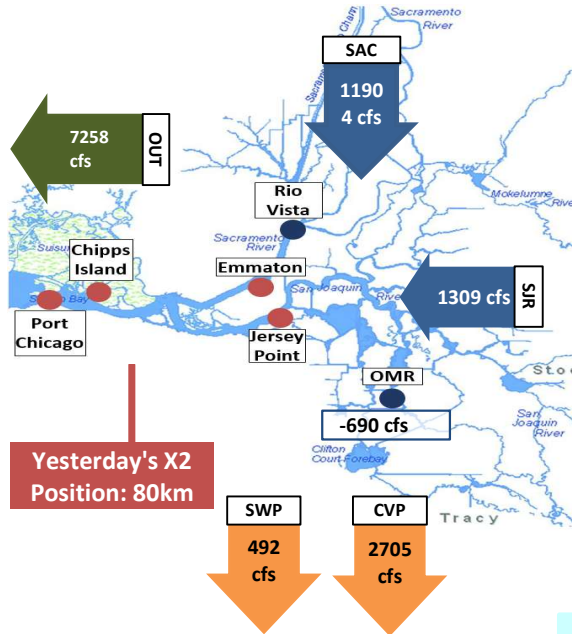
# Project Operations

6/22/2020

Oroville storage running below average for this time of year, reflecting fairly dry winter precipitation conditions. Delta operations are controlled by Collinsville X2 standard (requiring about 7,100 cfs outflow or X2 location of 81 kilometres), with occasional need to attend to West Delta Ag standards. SWP exports remaining low due to 35% E/I Ratio in June.



## Daily Average Flow



## Reservoir Storage

