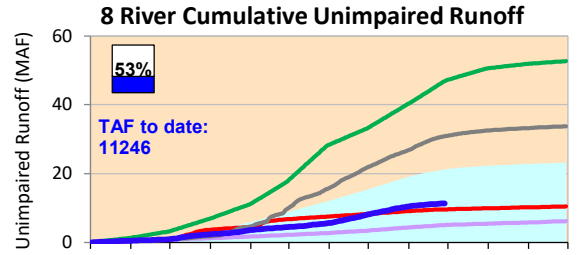


Oct Nov Dec Jan Feb Mar Apr May Jun Jul Aug Sep

Average (1966 - 2015) WY 1977 (Dry)
 WY 1983 (Wet) WY 1998
 WY 2015 WY 2017
 WY 2018 WY 2019

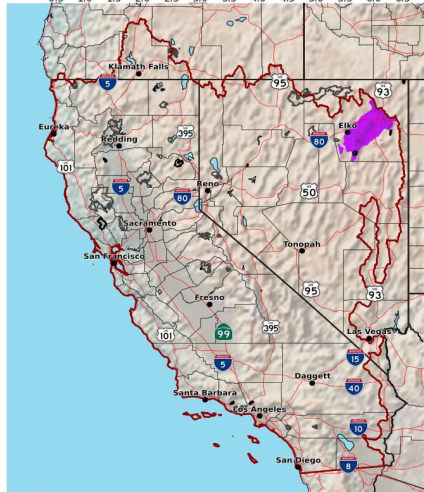
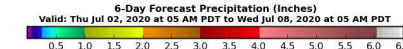


Oct Nov Dec Jan Feb Mar Apr May Jun Jul Aug Sep

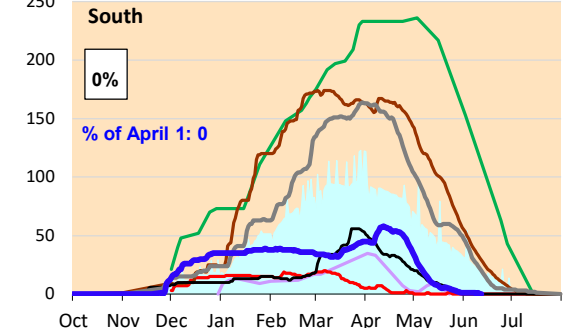
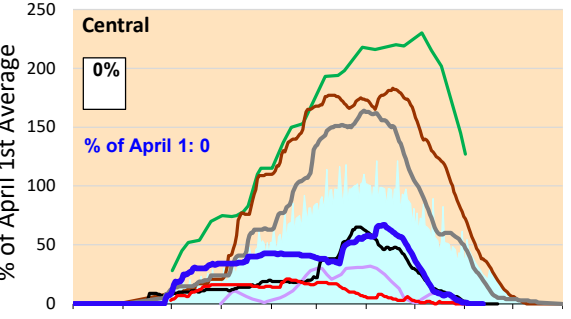
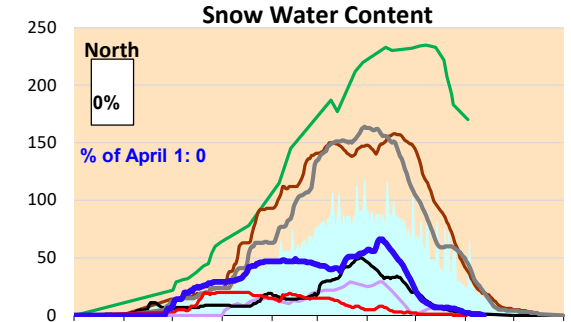
Average (1922-2010). WY 1983 (Wet)
 1977 (Dry) 2015
 WY 2019 Current WY

Weather forecasts showing minimal forecast precipitation, which is likely to continue through late fall, and will not contribute significant runoff. Snowmelt has essentially completed, with remaining snowpack at zero percent in the Sierras.

6-Day Forecast Precipitation (inches)



National Weather Service
 CNRFC - Sacramento, CA
 Created: 07/02/2020 06:42 AM PDT
 Follow Us: [f](#) [t](#) [y](#) [v](#)
www.cnrfc.noaa.gov



Oct Nov Dec Jan Feb Mar Apr May Jun Jul

Average WY 1977 WY 1983
 WY 2015 WY 2017 WY 2018
 WY 2019 Current WY

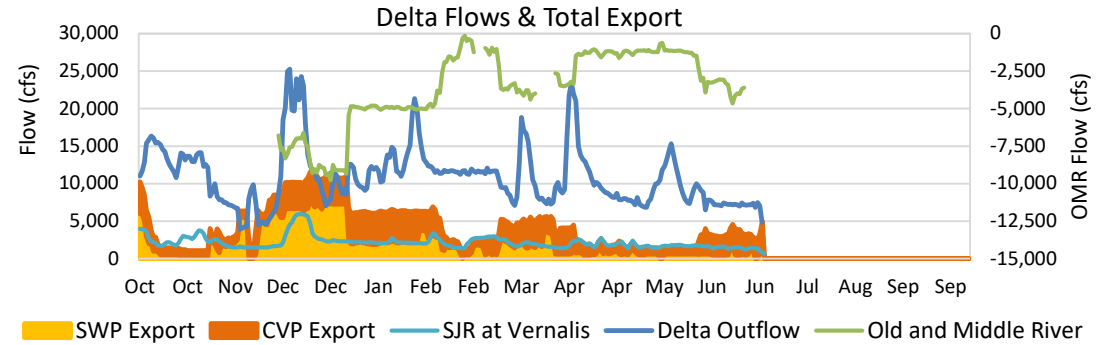




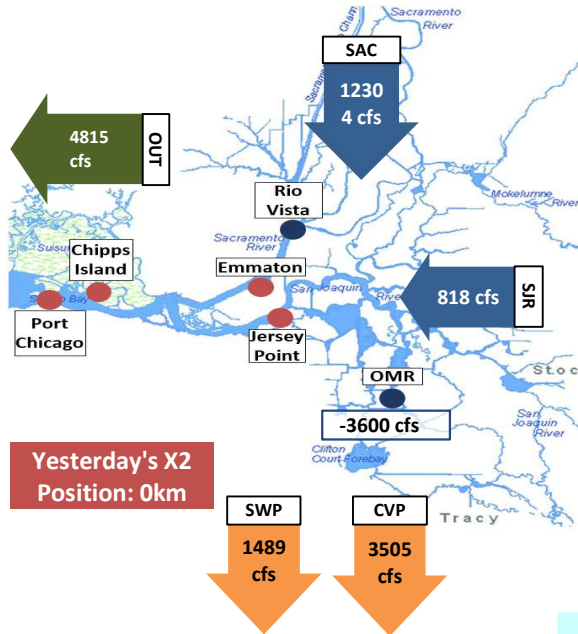
Project Operations

7/2/2020

Oroville storage running below average for this time of year, reflecting fairly dry winter. Delta exports increasing now with X2 and OMR standards dropping off in July. Exports for the remainder of the summer controlled by upstream reservoir supply availability, with outflow as required to meet West Delta Agricultural standards.



Daily Average Flow



Reservoir Storage

