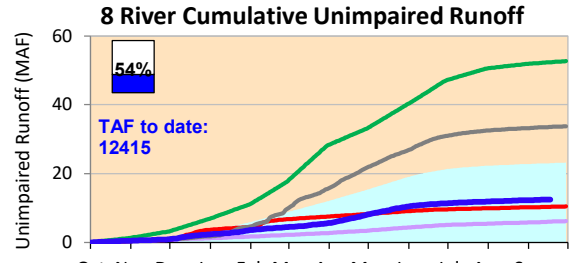


Oct Nov Dec Jan Feb Mar Apr May Jun Jul Aug Sep

Average (1966 - 2015) WY 1977 (Dry)
 WY 1983 (Wet) WY 1998
 WY 2015 WY 2017
 WY 2018 WY 2019



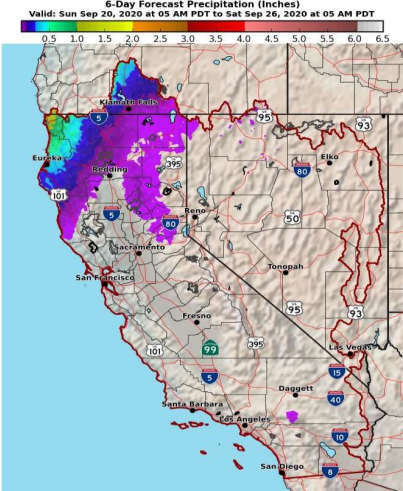
Oct Nov Dec Jan Feb Mar Apr May Jun Jul Aug Sep

Average (1922-2010). WY 1983 (Wet)
 1977 (Dry) 2015
 WY 2019 Current WY

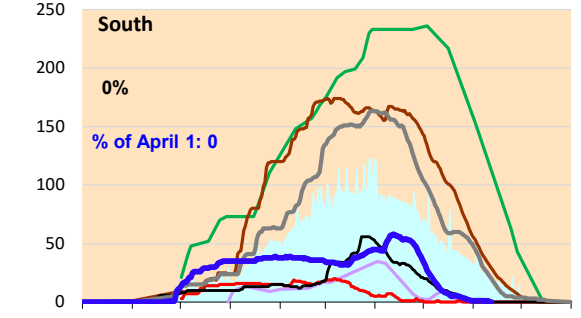
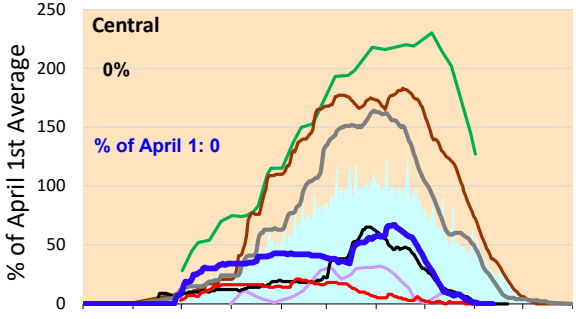
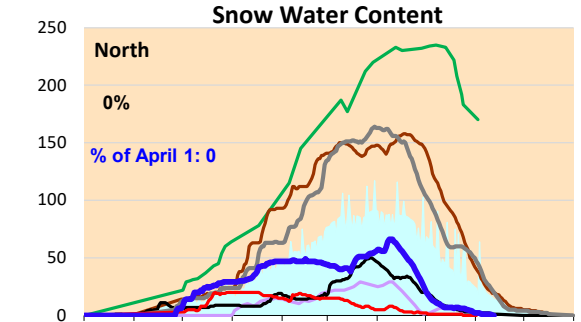
Projected precipitation continues to be insignificant; normal for this time of the year. Snowmelt has essentially completed, with remaining snowpack at zero percent in the Sierras.

6-Day Forecast Precipitation (inches)

Valid: Sun Sep 20, 2020 at 05 AM PDT to Sat Sep 26, 2020 at 05 AM PDT



National Weather Service
 CNRFC - Sacramento, CA
 Created: 09/20/2020 06:22 AM PDT
 Follow Us: [Social Media Icons]
 www.cnrfc.noaa.gov



Oct Nov Dec Jan Feb Mar Apr May Jun Jul

Average WY 1977 WY 1983
 WY 2015 WY 2017 WY 2018
 WY 2019 Current WY

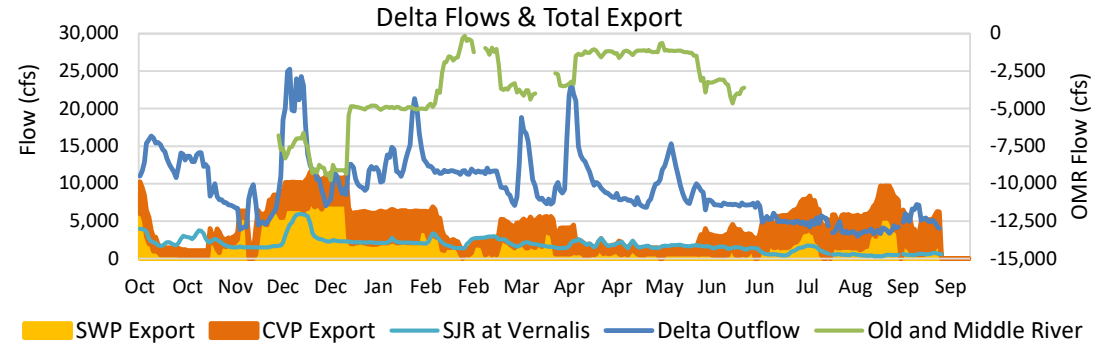




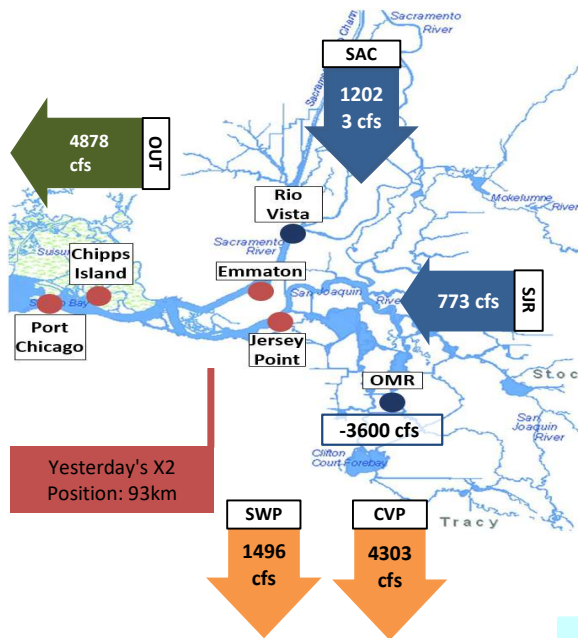
Project Operations

9/20/2020

Oroville storage running below average for this time of year, Due to dry winter. Delta exports increased starting July 1, with X2 and OMR standards dropping off. Exports for the remainder of the summer controlled by upstream reservoir supply availability, with outflow as required to meet salinity standards. SWP exports have been low due to limited Oroville storage availability. Continuing CVP use of Joint Point for CVP Project water over the last week.



Daily Average Flow



Reservoir Storage

