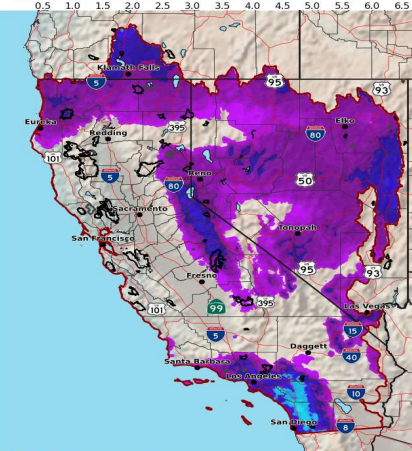


Waiting for the first significant precipitation event of the 2021 Water Year. De-minimus precipitation predicted for the next week.

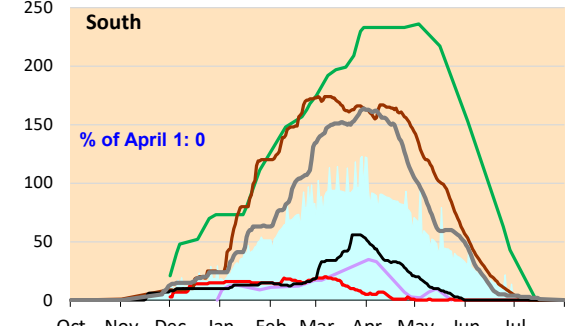
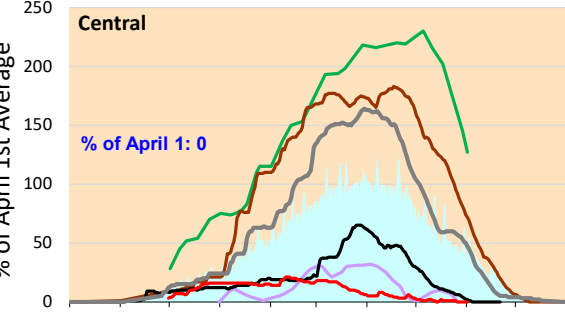
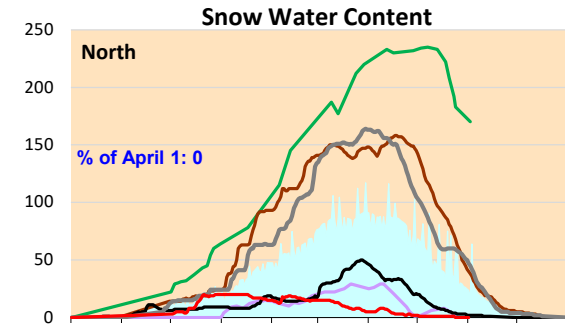
*Note: Percentages in each plot refers to percent of average for this date. When historic data is unavailable, Snow Water Content Bar plot is not shown. The percent of historic average for each SWC location differs slightly from CDEC's report due to small discrepancies in historical data.

6-Day Forecast Precipitation (inches)

Valid: Tue Oct 20, 2020 at 05 AM PDT to Mon Oct 26, 2020 at 05 AM PDT



National Weather Service
 CNRFC - Sacramento, CA
 Created: 10/20/2020 06:52 AM PDT
 Follow Us: [Facebook icon] [Twitter icon] [YouTube icon]
www.cnrfc.noaa.gov



Average WY 1977 WY 1983
 WY 2015 WY 2017 WY 2018
 WY 2019 Current WY

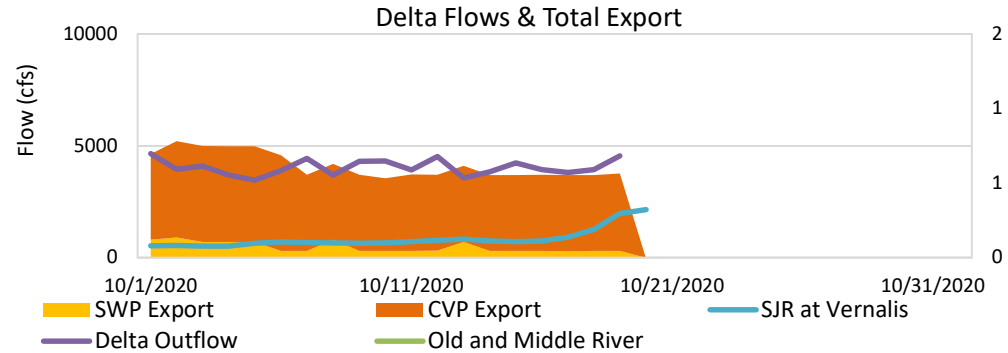


Project Operations

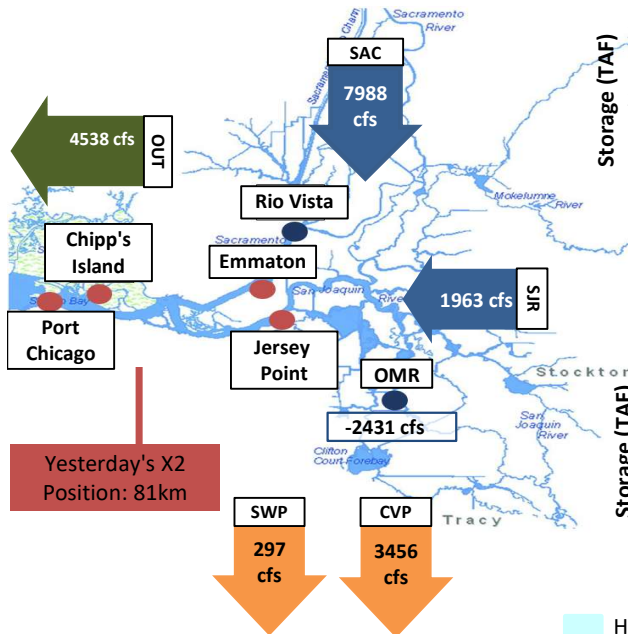


10/20/2020

Oroville storage running below average for this time of year, Due to dry winter. Delta exports remaining low, with Oroville releases at typical low fall levels to preserve storage for 2021. CVP Joint Point use of Banks Pumping Plant stopped at end of September.



Daily Average Flow



Reservoir Storage

