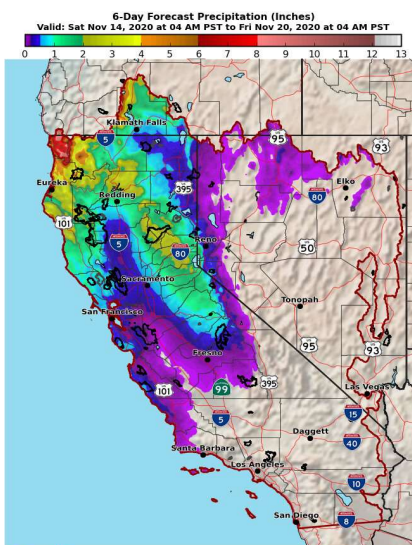


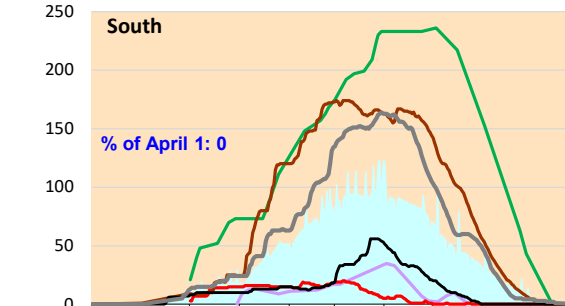
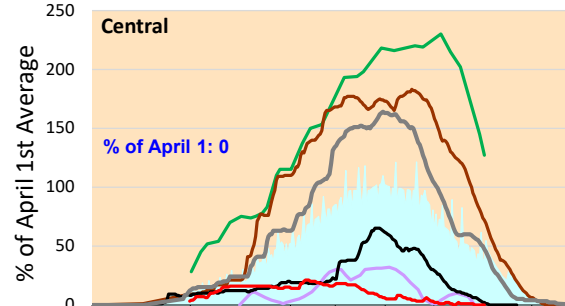
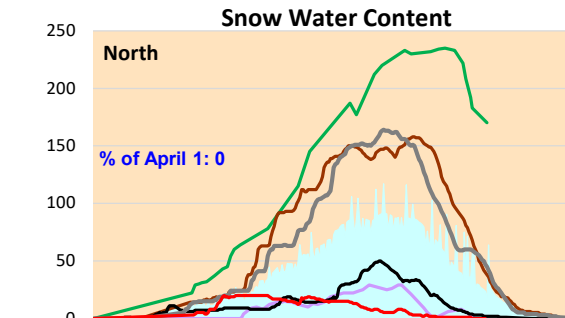
Some precipitation starting to show up in the forecasts, but nothing major so far.

*Note: Percentages in each plot refers to percent of average for this date. When historic data is unavailable, Snow Water Content Bar plot is not shown. The percent of historic average for each SWC location differs slightly from CDEC's report due to small discrepancies in historical data.

6-Day Forecast Precipitation (inches)



National Weather Service
 CNRFC - Sacramento, CA
 Created: 11/14/2020 07:58 AM PST
 Follow Us: [f](#) [t](#) [c](#)
www.cnrfc.noaa.gov





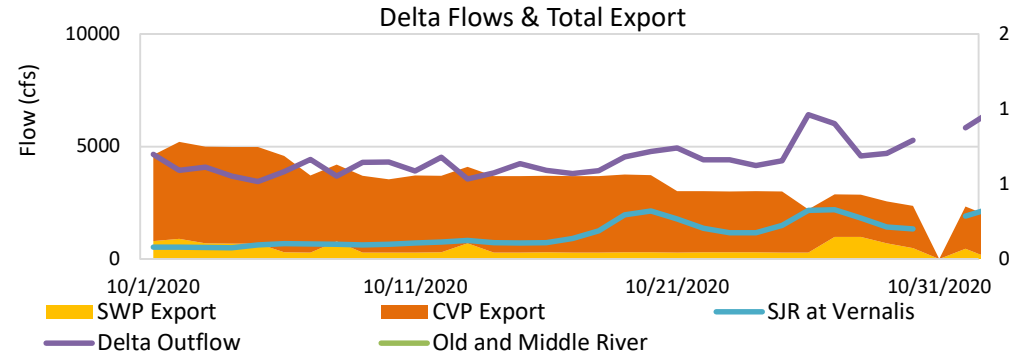
Project Operations



11/15/2020

Oroville storage running below average for this time of year, Due to dry winter. Delta exports remaining low, with Oroville releases at typical low fall levels to preserve storage for 2021.

X2 location missing below; should be approximately 92 as of November 12.



Daily Average Flow

