

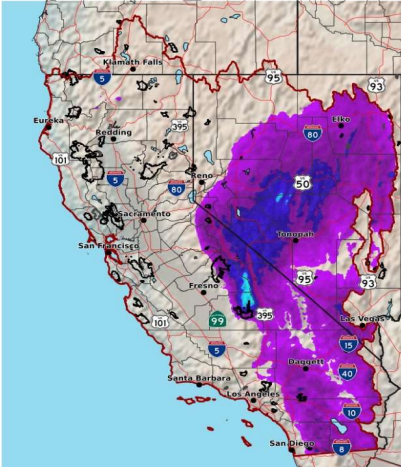
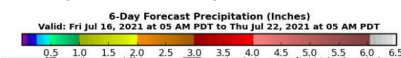
■ Average (1966 - 2015)    ■ WY 1977 (Dry)  
■ WY 1983 (Wet)        ■ WY 1998  
■ WY 2015                    ■ WY 2017  
■ WY 2019                    ■ WY 2020

■ Average (1922-2010).    ■ WY 1983 (Wet)  
■ 1977 (Dry)                    ■ 2015  
■ WY 2020                      ■ Current WY

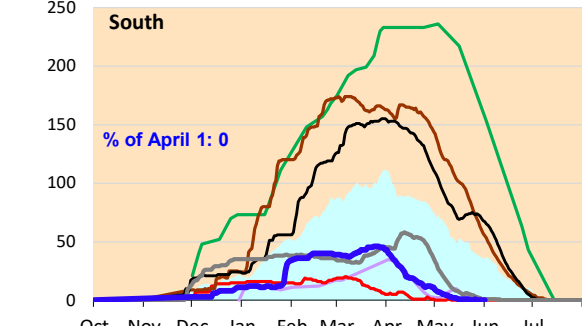
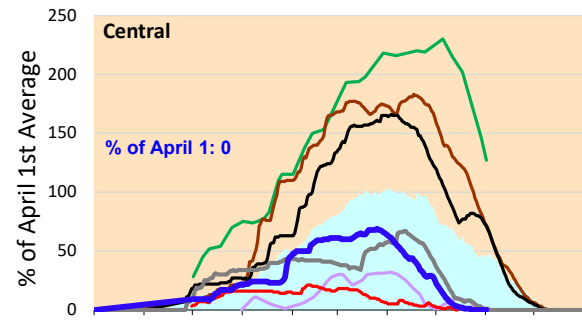
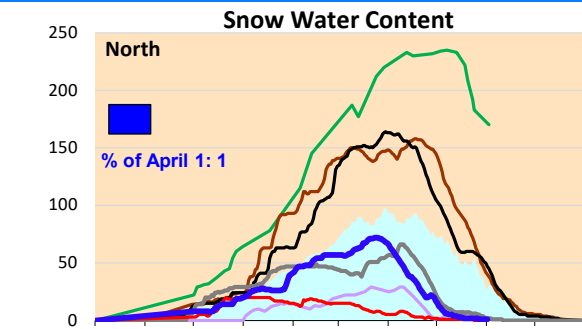
Snowmelt is over and reservoir inflows have flat-lined. Waiting for next year's precipitation now.

\*Note: Percentages in each plot refers to percent of average for this date. When historic data is unavailable, Snow Water Content Bar plot is not shown. The percent of historic average for each SWC location differs slightly from CDEC's report due to small discrepancies in historical data.

### 6-Day Forecast Precipitation (inches)



National Weather Service  
CNRFC - Sacramento, CA  
Created: 07/16/2021 07:04 AM PDT  
Follow Us: [f](#) [t](#) [i](#) [c](#)  
[www.cnrfc.noaa.gov](http://www.cnrfc.noaa.gov)



■ Average                      ■ WY 1977                      ■ WY 1983  
■ WY 2015                    ■ WY 2017                    ■ WY 2019  
■ WY 2020                    ■ Current WY